

SONY[®]



VPL-DX11
VPL-DX10

Powerful Tabletop Projectors



BrightEra[™]



Offering High-quality, Cost-effective Desktop Presentations - the VPL-DX11 and VPL-DX10 Data projectors

Packing high brightness and ease of use into their highly sophisticated, compact body, the VPL-DX11 and VPL-DX10 powerful tabletop projectors offer a great quality-per-cost balance for desktop presentations.

The VPL-DX11 provides a high brightness of 3000 lumens, while the VPL-DX10 provides 2500 lumens. This high brightness, coupled with excellent picture quality in XGA (1024 x 768) resolution, allows users to make powerful desktop presentations in virtually any setting and under any lighting conditions.

Thanks to their light weight of approximately 2.1 kg (4 lb 11 oz), the VPL-DX11 and VPL-DX10 projectors can be carried easily from room to room, and are ideal for use in small to medium-sized presentation rooms, including corporate conference rooms and school classrooms.

FEATURES

High Picture Quality and Bright Images

By combining a new generation of inorganic LCD panels that utilizes Sony's BrightEra™ technology* with a 3LCD projection system, the VPL-DX11 and VPL-DX10 offer high picture quality and brightness. The VPL-DX11 provides 3000 lumens brightness, while the VPL-DX10 provides 2500 lumens brightness, and both projectors offer XGA (1024 x 768) resolution.

* BrightEra is a brand name for the category of LCD panels that have pixels with large aperture ratios and that adopt inorganic alignment layers.

Compact and Lightweight Design

The VPL-DX11 and VPL-DX10 adopt a compact and lightweight body design, which offers a small footprint of approximately 295 x 74 x 204 mm (11 5/8 x 3 29/32 x 8 1/32 inches) – smaller than the A4 size format – and a light weight of approximately 2.1 kg (4 lb 11 oz).

3LCD Projection Offers Amazing Color Performance

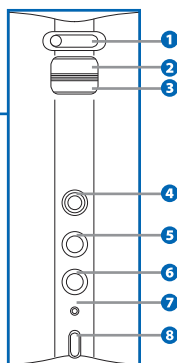
The VPL-DX11 and VPL-DX10 adopt the 3LCD projection system that uses three LCD panels. This system allows the projectors to present bright and natural images. It provides high light transmission and excellent color reproduction with high color light output*. It also provides smooth gradients in dark areas, and even helps prevent color breakup or the rainbow effect**.

* Color light output is a metric that measures a projector's ability to deliver color. Developed by color scientists using the same approach as light output (brightness) measurement, color light output provides a simple, accurate, and easy-to-understand way to evaluate projector's color performance.

** The rainbow effect may appear as blurring or the separation of colors. It can only be seen in images projected by 1-chip sequential color projection systems.

Simple and Easy-to-use Control Panel

The control panel of both projectors is located on top of the unit, with all the essential controls positioned in a line, allowing users to operate the projector easily. These controls include the Power On/Standby, Input Select, and Menu keys, plus the Zoom and Focus rings, and Lens Shutter lever.



- 1 Lens Shutter lever
- 2 FOCUS ring
- 3 ZOOM ring
- 4 Enter/Arrow key
- 5 MENU key
- 6 INPUT key
- 7 LAMP/COVER indicators
- 8 I/⏻ (On/Standby) key

Lens Shutter

The VPL-DX11 and VPL-DX10 come equipped with a mechanical lens shutter that can mute the projection of images onto the screen. Using the Lens Shutter lever situated on the upside of the projector, the operator can close the lens shutter and turn the projector screen completely dark – useful if there is a pause in the presentation, or the user wants to divert audience attention away from the screen. The Lens Shutter function is also useful for protecting the projector's lens when not in use and when transporting the unit to a new location.



Off & Go

Once a presentation is complete, the VPL-DX11 and VPL-DX10 can be moved to the next location immediately by simply turning the projector off and unplugging the AC power cord. There is no need to wait for the fan to turn off.

Short Projection Distance

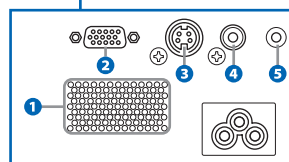
The VPL-DX11 and VPL-DX10 come equipped with a short focal-length lens, which makes it possible to project images from a short distance. For example, an 80-inch* image can be projected from a distance of approximately 2.4 meters (7.9 feet).

* Viewable area, measured diagonally.

Other Features

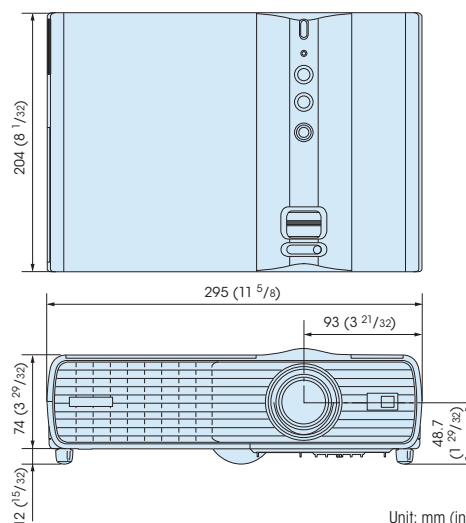
- Auto Vertical Keystone Adjustment
- Auto Input Search
- Ceiling-mountable Design
- Direct Power On
- Image Freeze
- Picture Muting (Image Muting)
- Audio Muting
- Digital Zoom (4x)
- Power-saving Mode
- High Security
 - Password-authentication System
 - Control Panel Key Lock
 - Kensington-style Lock Port

CONNECTOR PANEL



- 1 Speaker
- 2 INPUT A (Analog RGB) connector
- 3 S-Video connector
- 4 VIDEO jack
- 5 AUDIO jack

DIMENSIONS



Unit: mm (inches)

OPTIONAL ACCESSORY



LMP-D200

Projector Lamp (for replacement)

SPECIFICATIONS

		VPL-DX11	VPL-DX10
Optical			
Projection system	3 LCD panels, 1 lens projection system		
LCD panel	0.63-inch XGA panel, 2,359,296 (1024 x 768 x 3) pixels		
Projection lens	1.2 times power zoom lens, f = 18.63 to 22.36 mm, F 1.65 to 1.80		
Lamp	200 W ultra high pressure lamp		
Light output	3000 lumens (Lamp mode: high)/2400 lumens (Lamp mode: standard)	2500 lumens (Lamp mode: high)/2000 lumens (Lamp mode: standard)	
Color light output	3000 lumens (Lamp mode: high)/2400 lumens (Lamp mode: standard)	2500 lumens (Lamp mode: high)/2000 lumens (Lamp mode: standard)	
Screen coverage	40 to 300 inches (viewable area measured diagonally)		
Throwing distance	40-inch	Approx. 1.2 to 1.3 m (3.9 to 4.3 feet)	
	60-inch	Approx. 1.8 to 2.0 m (5.9 to 6.6 feet)	
	80-inch	Approx. 2.4 to 2.7 m (7.9 to 8.9 feet)	
	100-inch	Approx. 3.0 to 3.4 m (9.8 to 11.2 feet)	
	120-inch	Approx. 3.6 to 4.1 m (11.8 to 13.5 feet)	
	150-inch	Approx. 4.5 to 5.1 m (14.8 to 16.7 feet)	
	180-inch	Approx. 5.4 to 6.1 m (17.4 to 20.3 feet)	
	200-inch	Approx. 6.0 to 6.8 m (19.4 to 22.6 feet)	
	250-inch	Approx. 7.5 to 8.5 m (24.3 to 28.2 feet)	
	300-inch	Approx. 9.0 to 10.3 m (29.2 to 33.8 feet)	
Signals			
Color system	NTSC _{3.58} , PAL, SECAM, NTSC _{4.43} , PAL-M, PAL-N, PAL60 (automatically/manually selected)		
Resolution	Video	750 TV lines	
	RGB	1024 x 768 pixels	
Acceptable computer signals	fH: 19 to 80 kHz, fV: 48 to 92 Hz (Up to SXGA+ (fV 60Hz))		
Acceptable video signals	15 kHz RGB/component 50/60 Hz, progressive component 50/60 Hz, DTV (480/60i, 480/60p, 575/50i, 575/50p, 720/60p, 720/50p, 1080/60i, 1080/50i), composite video, S-video (Y/C)		
Speaker			
Speaker output	Mono, max. 1 W		
General			
Dimensions (W x H x D)	Approx. 295 x 74 x 204 mm (11 5/8 x 3 29/32 x 8 1/32 inches) (excluding projection parts)		
Mass	Approx. 2.1 kg (4 lb 11 oz)		
Power requirements	AC 100 to 240 V, 3.6 to 1.6 A, 50/60 Hz		
Power consumption	Max. 320 W, Standby: approx. 5.5 W (standard mode)/3.0 W (low mode)		
Operating temperature	0 to 35 °C (32 to 95 °F)		
Operating humidity	35 to 85 % (no condensation)		
Storage temperature	-20 to 60 °C (-4 to 140 °F)		
Storage humidity	10 to 90 % (no condensation)		
Inputs/Outputs			
Input	Analog RGB/Component, HD D-sub 15-pin		
S-Video input	Y/C, mini DIN 4-pin		
Video input	Composite video, RCA phono jack		
Audio input	Stereo mini jack		
Supplied accessories			
	Remote Commander™ unit (1), Lithium battery (CR2025) for Remote Commander unit (1), HD D-sub 15 pin cable (2 m) (1), Carrying case (1), AC power cord (1), Security label (1), Operating instructions (CD-ROM) (1), Quick reference manual (1), Safety regulations (1)		

Distributed by

© 2009 Sony Corporation. All rights reserved.
 Reproduction in whole or in part without permission is prohibited.
 Features and specifications are subject to change without notice.
 All non-metric weights and measurements are approximate.
 Sony, BrightEra and Remote Commander are trademarks of Sony Corporation.
 All other trademarks are the property of their respective owners.